



























# 35 200m Butterfly Women Final









Official

☰ Qualified
☰ Heats
☰ Summary
📄

Total
13 years
14 years
15 years
16 years

Rank	Competitor	Age	Club	RT	PTS	Result
1	Rawson Alanna	14	St Peter's S...	0.74		<b>2:24.77</b> Entry: 2:26.94 <span>-2.17</span>
	50m: 30.80	100m: 1:06.76 (35.96)	150m: 1:45.24 (38.48)			200m: 2:24.77 (39.53)
2	Conley Paige	15	Whanganui...	0.75		<b>2:25.57</b> Entry: 2:33.83 <span>-8.26</span>
	50m: 32.12	100m: 1:09.27 (37.15)	150m: 1:47.45 (38.18)			200m: 2:25.57 (38.12)
3	Nettle Phoebe	14	Trojans Swi...	0.68		<b>2:25.65</b> Entry: 2:30.19 <span>-4.54</span>
	50m: 32.35	100m: 1:08.89 (36.54)	150m: 1:46.72 (37.83)			200m: 2:25.65 (38.93)
4	Lin Amber	14	North Shor...	0.70		<b>2:30.50</b> Entry: 2:32.45 <span>-1.95</span>
	50m: 31.69	100m: 1:08.75 (37.06)	150m: 1:48.19 (39.44)			200m: 2:30.50 (42.31)
5	Bai Alyssa	14	Porirua City...	0.73		<b>2:31.79</b> Entry: 2:32.81 <span>-1.02</span>
	50m: 32.50	100m: 1:10.46 (37.96)	150m: 1:50.51 (40.05)			200m: 2:31.79 (41.28)
6	Jury Mackenzie	14	Liz van Wel...	0.61		<b>2:33.84</b> Entry: 2:39.00 <span>-5.16</span>
	50m: 33.45	100m: 1:11.64 (38.19)	150m: 1:52.48 (40.84)			200m: 2:33.84 (41.36)
7	Neems Sophia	15	Howick Pak...	0.80		<b>2:33.92</b> Entry: 2:40.54 <span>-6.62</span>
	50m: 32.24	100m: 1:10.59 (38.35)	150m: 1:52.07 (41.48)			200m: 2:33.92 (41.85)
8	Botes Scarlett	15	Napier Aqu...	0.72		<b>2:33.99</b> Entry: 2:36.33 <span>-2.34</span>
	50m: 32.85	100m: 1:10.37 (37.52)	150m: 1:49.74 (39.37)			200m: 2:33.99 (44.25)
9	Searle Amelia-Rose	13	North Shor...	0.55		<b>2:34.15</b> Entry: 2:43.92 <span>-9.77</span>
	50m: 32.77	100m: 1:11.42 (38.65)	150m: 1:53.51 (42.09)			200m: 2:34.15 (40.64)
10	Story Alicia	15	Mt Eden S...	0.77		<b>2:34.22</b> Entry: 2:42.25 <span>-8.03</span>
	50m: 33.36	100m: 1:12.98 (39.62)	150m: 1:54.37 (41.39)			200m: 2:34.22 (39.85)
		13		0.75		<b>2:34.83</b>

11	 Webby Sienna	 TBSS Cent...	Entry: 2:41.32 -6.49
	50m: 34.42 200m: 2:34.83 (39.90)	100m: 1:14.15 (39.73) 150m: 1:54.93 (40.78)	
12	 Percy Sadie	14  Pirates Swi... 0.86	2:35.08 Entry: 2:37.37 -2.29
	50m: 32.93 200m: 2:35.08 (41.41)	100m: 1:12.69 (39.76) 150m: 1:53.67 (40.98)	
13	 Van Geneijgen Poppy	15  Hamilton Aq... 0.75	2:36.12 Entry: 2:41.93 -5.81
	50m: 33.78 200m: 2:36.12 (42.50)	100m: 1:13.38 (39.60) 150m: 1:53.62 (40.24)	
14	 Hay Gemma	14  Hamilton Aq... 0.71	2:41.01 Entry: 2:43.94 -2.93
	50m: 34.33 200m: 2:41.01 (44.15)	100m: 1:13.93 (39.60) 150m: 1:56.86 (42.93)	
15	 Migounoff Lara	14  Pukekohe ... 0.58	2:41.26 Entry: 2:40.85 +0.41
	50m: 35.14 200m: 2:41.26 (42.95)	100m: 1:15.97 (40.83) 150m: 1:58.31 (42.34)	
16	 Johnson Olivia	15  Murihiku S... 0.78	2:41.74 Entry: 2:50.55 -8.81
	50m: 35.58 200m: 2:41.74 (42.55)	100m: 1:16.97 (41.39) 150m: 1:59.19 (42.22)	
17	 Carter Violet	15  Ice Breaker... 0.62	2:42.37 Entry: 2:44.67 -2.30
	50m: 34.76 200m: 2:42.37 (43.82)	100m: 1:15.36 (40.60) 150m: 1:58.55 (43.19)	
18	 Kennedy Mila	13  Papamoa S... 0.62	2:45.70 Entry: 2:49.38 -3.68
	50m: 33.74 200m: 2:45.70 (45.46)	100m: 1:14.99 (41.25) 150m: 2:00.24 (45.25)	
19	 Kennard Shyla	15  Aquabladz ... 0.78	2:45.97 Entry: 2:49.90 -3.93
	50m: 34.00 200m: 2:45.97 (45.90)	100m: 1:16.12 (42.12) 150m: 2:00.07 (43.95)	
-	 Yang Leah	16  HPK Howick Pak... 0.72	Entry: 2:30.66 -3.62
	50m: 32.16 200m: 2:27.04 (40.60)	100m: 1:08.65 (36.49) 150m: 1:46.44 (37.79)	
-	 Nadilo Marina	16  Nga Tai Tu... 0.73	Entry: 2:35.73 -4.29
	50m: 31.72 200m: 2:31.44 (42.27)	100m: 1:09.12 (37.40) 150m: 1:49.17 (40.05)	
-	 Marlow Madison	16  Hamilton Aq... 0.71	Entry: 2:37.41 -1.77
	50m: 33.23 200m: 2:35.64 (41.92)	100m: 1:11.98 (38.75) 150m: 1:53.72 (41.74)	
-	 Williams Eliza	16  North Shor... 0.74	Entry: 2:37.44 -2.46

	50m: 34.27 200m: 2:34.98 (40.86)	100m: 1:13.55 (39.28)	150m: 1:54.12 (40.57)		
-	 Sasamoto Rio	16	 Enterprise ...	0.63	Entry: 2:44.17 <b>-10.37</b>
	50m: 34.13 200m: 2:33.80 (40.45)	100m: 1:12.64 (38.51)	150m: 1:53.35 (40.71)		
-	 Wilson Caroline	16	 Capital Swi...	0.70	Entry: 2:46.96 <b>-3.98</b>
	50m: 34.91 200m: 2:42.98 (44.07)	100m: 1:16.72 (41.81)	150m: 1:58.91 (42.19)		
-	 Fletcher Emma	16	 St Paul's S...	0.73	Entry: 2:47.29 <b>-2.02</b>
	50m: 35.66 200m: 2:45.27 (44.78)	100m: 1:16.62 (40.96)	150m: 2:00.49 (43.87)		
-	 Riley Ariella	16	 Hamilton Aq...	0.77	Entry: 2:27.74 <b>-6.44</b>
	50m: 30.72 200m: 2:21.30 (38.09)	100m: 1:06.41 (35.69)	150m: 1:43.21 (36.80)		